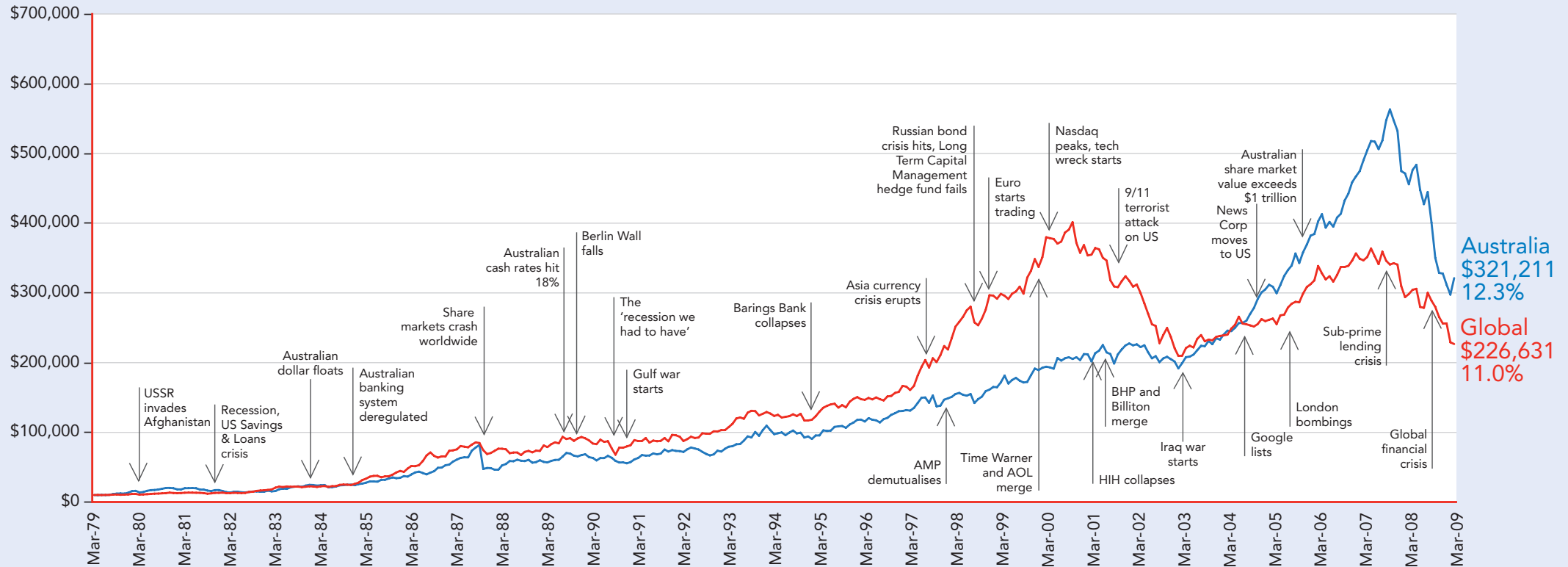




# 30 YEARS IN AUSTRALIAN AND GLOBAL SHARES

Australian and global shares (shows \$10,000 growth over the past 30 years)



**Important information**

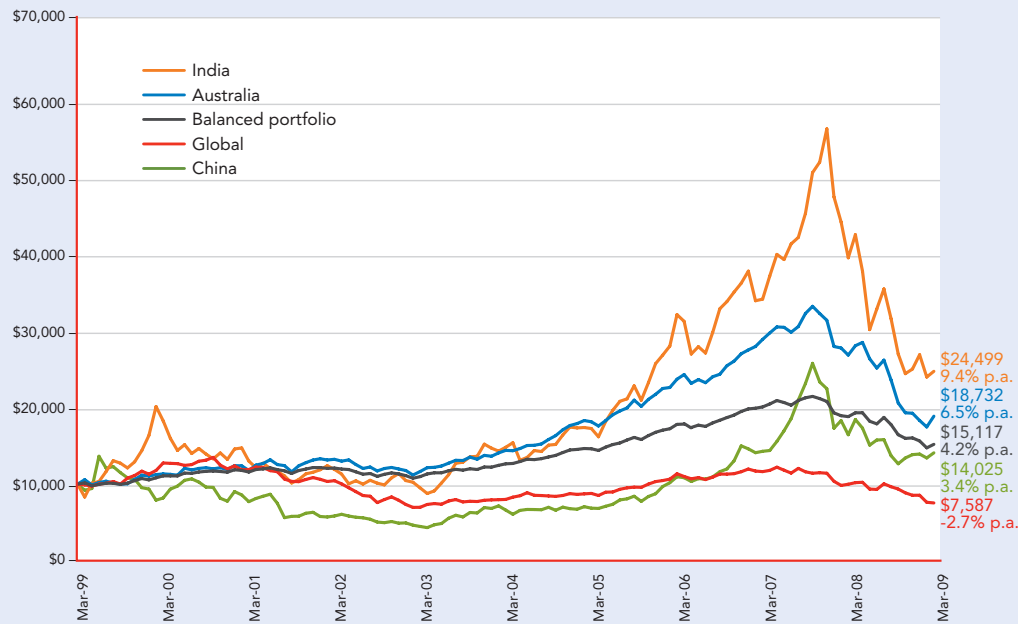
FIL Investment Management (Australia) Limited, ABN 34 006 773 575, AFSL No. 237865 ("Fidelity Australia").  
 Source: Datastream, RIMES. All returns are shown in AUD terms (assuming currency exposure is unhedged) and assume dividends are reinvested. Returns are average annual returns over the periods shown. Indices used are: Australian shares: S&P/ASX 200 Accum (All Ords before 1/4/2000), Global shares: MSCI World. Past performance is not a reliable indicator of future performance. Index performance does not take account of management costs, operational and transactional costs or tax. Index performance does not reflect the performance of any individual portfolio of stocks. This document has been prepared without taking into account your objectives, financial situation or needs. You should consider these matters before acting on the information. This document is intended as a general information only and does not constitute a recommendation. This document may not be reproduced or transmitted without the prior written permission of Fidelity Australia. Fidelity Australia makes no guarantee, representation or warranty and accepts no responsibility or liability as to the accuracy or completeness of any information in this document. The information in this document is derived from sources Fidelity Australia reasonably believes to be reliable but which have not been independently verified. © FIL Investment Management (Australia) Limited 2009 Expires: May 2010



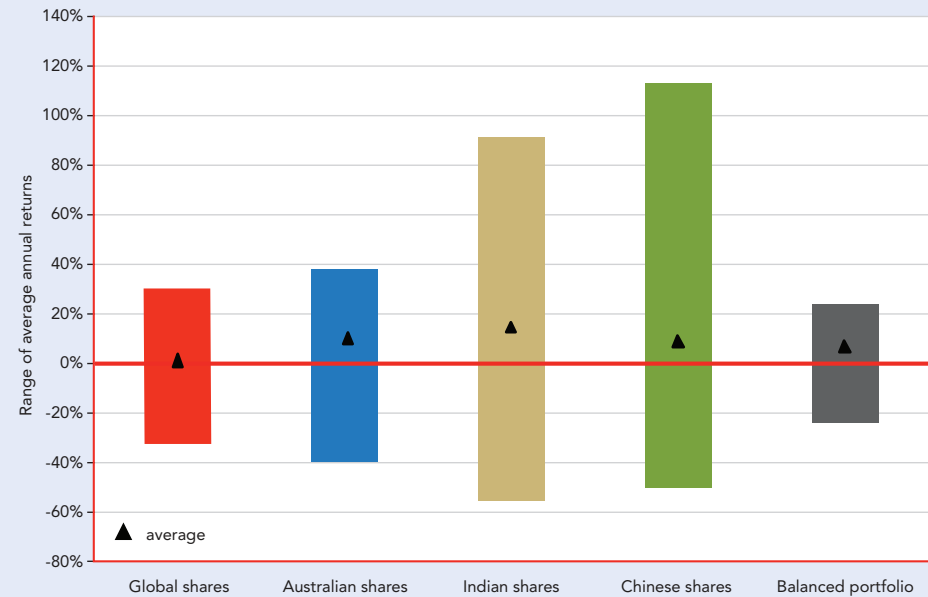


# SELECTED SHARE MARKETS OVER THE PAST 10 YEARS

**\$10,000 growth** (shows \$10,000 growth over the past 10 years)



**Volatility of one year returns** (March 1999 – March 2009)



**Important information**

Source: Datastream, RIMES. All returns are shown in AUD terms (assuming currency exposure is unhedged) and assume dividends are reinvested. Returns are average annual returns over the periods shown. Indices used are: Australian shares: S&P/ASX 200 Accum (All Ords before 1/4/2000), Global shares: MSCI World, Chinese shares: MSCI China, Indian shares: MSCI India, Balanced portfolio: 70% growth assets (40% ASX/S&P 200 index, 22% MSCI world ex-Australia index, 8% S&P/ASX 300 property trusts index), 30% income assets (20% UBS AU composite all maturities index, 5% Barclays Capital global aggregate index, 5% UBS AU bank bill all maturities index). Past performance is not a reliable indicator of future performance. Index performance does not take account of management costs, operational and transactional costs or tax. Index performance does not reflect the performance of any individual portfolio of stocks. This document has been prepared without taking into account your objectives, financial situation or needs. You should consider these matters before acting on the information. This document is intended as a general information only and does not constitute a recommendation. This document may not be reproduced or transmitted without the prior written permission of Fidelity Australia. Fidelity Australia makes no guarantee, representation or warranty and accepts no responsibility or liability as to the accuracy or completeness of any information in this document. The information in this document is derived from sources Fidelity Australia reasonably believes to be reliable but which have not been independently verified. © FIL Investment Management (Australia) Limited 2009 Expires: May 2010. FID0500

